



16-20 AWG WIRE SIZE



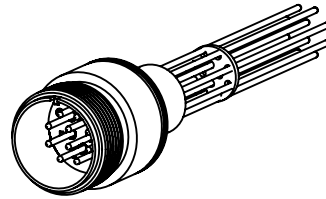
4 PIN
FEEDTHROUGH,
ALUMEL CONDUCTORS:
FA10658*

WITH AIR SIDE PLUG:
KT10658



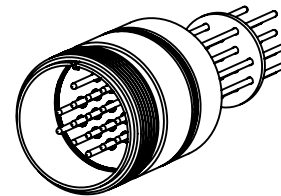
6 PIN
FEEDTHROUGH,
ALUMEL CONDUCTORS:
FA10657*

WITH AIR SIDE PLUG:
KT10657



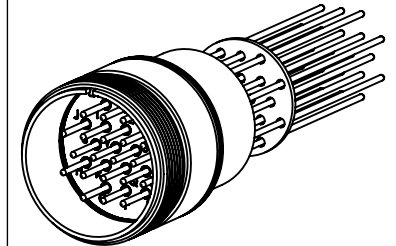
10 PIN
FEEDTHROUGH,
ALUMEL CONDUCTORS:
FA10656*

WITH AIR SIDE PLUG:
KT10656



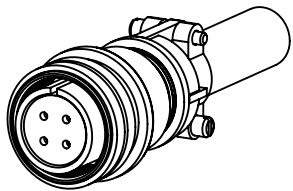
16 PIN
FEEDTHROUGH,
ALUMEL CONDUCTORS:
FA19550

WITH AIR SIDE PLUG:
KT19550

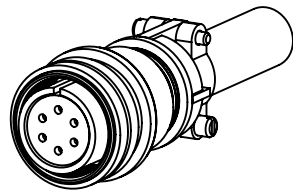


20 PIN
FEEDTHROUGH,
ALUMEL CONDUCTORS:
FA19417*

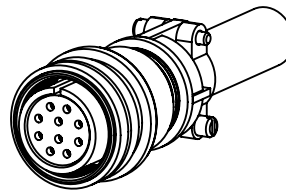
WITH AIR SIDE PLUG:
KT19417



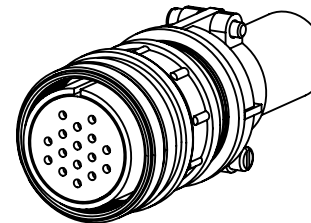
4 PIN
AIR SIDE PLUG
KT11600*



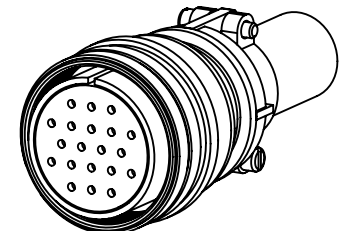
6 PIN
AIR SIDE PLUG
KT13803*



10 PIN
AIR SIDE PLUG
KT13108*



16 PIN
AIR SIDE PLUG
KT26175



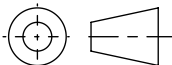
20 PIN
AIR SIDE PLUG
KT21522*

*THERMOCOUPLE TYPE K
OPTION AVAILABLE

PROPRIETARY AND CONFIDENTIAL

THE INFORMATION CONTAINED IN THIS DRAWING IS THE
SOLE PROPERTY OF SOLID SEALING TECHNOLOGY. ANY
REPRODUCTION IN PART OR AS A WHOLE WITHOUT THE WRITTEN
PERMISSION OF SOLID SEALING TECHNOLOGY IS PROHIBITED.

THIRD ANGLE
PROJECTION



TITLE

5015 SERIES FAMILY



SOLID SEALING
TECHNOLOGY

REV.	APP'D	DATE	SCALE 1:2	DIMENSIONS IN INCHES [mm]	DRAWN	CW	8/20/2021
A1	CW	1/24/2022	MPDP0003-01	ENG APPR.	JF	1/24/2022	


REV. A1

WWW.SOLIDSEALING.COM

SALES DWG NO. 5015_SERIES REV. A1

DIMENSIONS ARE FOR REFERENCE ONLY. UNLESS NOTED, NO TOLERANCES ARE IMPLIED. CONSULT SST TO DISCUSS YOUR SPECIFIC REQUIREMENTS.

12-14 AWG WIRE SIZE

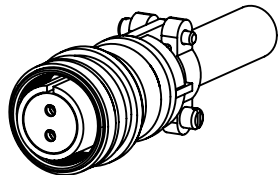


2 PIN
FEEDTHROUGH,
NICKEL CONDUCTORS:
FA12654

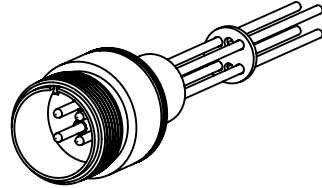
WITH AIR SIDE PLUG:
KT12654

2 PIN
FEEDTHROUGH,
MOLYBDENUM
CONDUCTORS:
FA12654-02

WITH AIR SIDE PLUG:
KT12654-02



2 PIN
AIR SIDE PLUG
KT14249

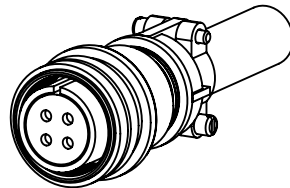


4 PIN
FEEDTHROUGH,
NICKEL CONDUCTORS:
FA12655

WITH AIR SIDE PLUG:
KT12655


4 PIN
FEEDTHROUGH,
MOLYBDENUM
CONDUCTORS:
FA12655-02

WITH AIR SIDE PLUG:
KT12655-02



4 PIN
AIR SIDE PLUG
KT14145

8-10 AWG WIRE SIZE

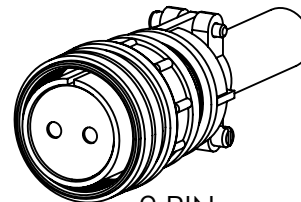


2 PIN
FEEDTHROUGH,
NICKEL CONDUCTORS:
FA20847

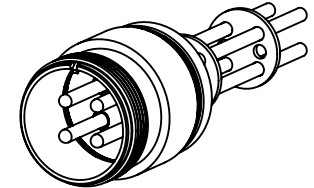
WITH AIR SIDE PLUG:
KT20847

2 PIN
FEEDTHROUGH,
MOLYBDENUM
CONDUCTORS:
FA20847-02

WITH AIR SIDE PLUG:
KT20847-02



2 PIN
AIR SIDE PLUG
KT24963

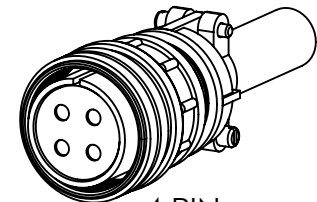


4 PIN
FEEDTHROUGH,
NICKEL CONDUCTORS:
FA16259

WITH AIR SIDE PLUG:
KT16259

4 PIN
FEEDTHROUGH,
MOLYBDENUM
CONDUCTORS:
FA16259-02

WITH AIR SIDE PLUG:
KT16259-02

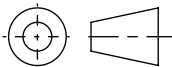


4 PIN
AIR SIDE PLUG
KT19710

PROPRIETARY AND CONFIDENTIAL

THE INFORMATION CONTAINED IN THIS DRAWING IS THE SOLE PROPERTY OF SOLID SEALING TECHNOLOGY. ANY REPRODUCTION IN PART OR AS A WHOLE WITHOUT THE WRITTEN PERMISSION OF SOLID SEALING TECHNOLOGY IS PROHIBITED.

THIRD ANGLE
PROJECTION



TITLE

5015 SERIES FAMILY



SOLID SEALING
TECHNOLOGY

REV.	APP'D	DATE	SCALE 1:2	DIMENSIONS IN INCHES [mm]	DRAWN	CW	8/20/2021
A1	CW	1/24/2022	KT14249-11		ENG APPR.	JF	1/24/2022

REV. A1

WWW.SOLIDSEALING.COM

SALES DWG NO. 5015_SERIES REV. A1

DIMENSIONS ARE FOR REFERENCE ONLY. UNLESS NOTED, NO TOLERANCES ARE IMPLIED. CONSULT SST TO DISCUSS YOUR SPECIFIC REQUIREMENTS.